

# Exploring Novel Game Spaces with Fluidic Games

Swen E. Gaudl, Mark J. Nelson, Simon Colton, Rob Saunders,  
Edward J. Powley, Peter Ivey, Blanca Pérez Ferrer, Michael Cook<sup>1</sup>

**Abstract.** With the growing integration of smartphones into our daily lives, and their increased ease of use, mobile games have become highly popular across all demographics. People listen to music, play games or read the news while in transit or bridging gap times. While mobile gaming is gaining popularity, mobile expression of creativity is still in its early stages. We present here a new type of mobile app – fluidic games – and illustrate our iterative approach to their design. This new type of app seamlessly integrates exploration of the design space into the actual user experience of playing the game, and aims to enrich the user experience. To better illustrate the game domain and our approach, we discuss one specific fluidic game, which is available as a commercial product. We also briefly discuss open challenges such as player support and how generative techniques can aid the exploration of the game space further.

## 1 INTRODUCTION

Mobile games have become a large sub-market of the global games industry to the extent that many companies specialise in developing mobile apps. This large market share is due to the pervasive nature of smartphones and the low technical hurdle of obtaining mobile apps from app stores. Mobile games are ever-present and are consumed by nearly all demographic groups, including many not reached by traditional desktop or console games. However, designing games is still dominated by desktop applications and commercial production tools such as Unity or Unreal, which have a steep learning curve and require software development skills. While there have been introductory tools developed to teach foundations of programming and game design to novices and to support STEM education, including programs such as Kodu or Scratch, these are still desktop-centric and require serious time investment to develop games. Separate from game creation tools, there is also a category of apps dubbed casual creators [2], which allow users to design digital toys. Casual creators differ from game design tools as they are more centred around creative personal expression than the design of a consistent game.

We present here a new type of mobile application which positions itself between a mobile game, a game design tool and a casual creator. We call these apps *fluidic games* [4]. The rest of the paper is organised as follows. We first introduce the notion of fluidic games and how they differ from current games and game design tools. We will then more closely examine one fluidic game that we have produced, and discuss the process of developing it. Having introduced and elaborated our game, we will present open research questions and future directions.

## 2 FLUIDIC GAMES

Fluidic games, in contrast to games as normally conceived, contain a subspace of different games that can be designed within the app itself. Thus, a fluidic game is not just one game, which is a single point in game-design space, but an entire design space of games through which the player can move and explore. This concept of expanding a single game into a game design space offers an increase in replayability beyond the state of art in commercial games and is intended to also foster more creative expression of the player, who both plays and creates games. Currently, focusing on apps used directly on hand-held devices, casual creation for games is limited to skinning games, designing levels in an existing game world, and/or programming through products like Scratch Jnr. On other platforms, players came “mod” software to modify the game logic [3] which is both limiting and complicated.

The idea we present here was developed through continuous designer and user feedback and driven by research in computational creativity [1] to expand a single game into a game subspace which contains a coherent set of attributes uniting games in that subspace. As a starting point, we built a larger game-design space, to be navigated via software called *Gamika Technologies* [4, 5], and looked at restricting it to more cohesive subspaces, which share common dimensions of the Gamika space and thus reduce the individual on-device design spaces by focusing on specialised interfaces and automating generative aspects to navigate the desired subspace.

Despite all games being 2D and physics-based, the Gamika space is heterogeneous, with very different kinds of games available within its parameters; some puzzle-like, others meditative, others arcade-style action, etc. Within this heterogeneous design space, there are cohesive subspaces. Games within such a cohesive subspace have a larger overlap in common features which renders the navigating within the design subspace closer to transitioning between game variants, with more understandable relationships between the impact of their parameters on gameplay behaviour (though often still with unexpected and emergent aspects). Once such a design subspace is identified, the research question shifts towards understanding the variation in games is affords well enough to build user-interface and generative components that match with its salient features, and employing those to build an enjoyable, mixed-initiative app for designing (and playing) games or levels in that subspace. We describe below a subspace and the corresponding mobile game-design app, Wevva.

### 2.1 Development of a Fluidic Game

As an anchor point for our fluidic game, we started with a single point in the design subspace and picked one single concept to create a stand-alone product. This product is the Let It Snow app, our

---

<sup>1</sup> MetaMakers Institute, Falmouth University, Cornwall, UK, website: <http://metamakersinstitute.com>

first commercial game developed using Cillr, our in-house mobile design app to navigate the full Gamika space, and the centrepiece around which our new fluidic game Wevva unfolds. After arriving at a finished game, we expanded the space around Let It Snow similar to a sculptor working with clay, by adding and shaping material in an iterative process. By doing so, we opened up more and more of the Gamika space around that single point. This process was driven by user testing and design sessions, focusing and expanding the space towards areas of interest to the designers and users. As part of this process, we carried our multiple game jams and design sessions which we detail below.

One key aspect of fluidic games is to focus on the possibility of extremely short game design sessions and what information the user needs to navigate the game space effectively. With the Wevva, app, for instance, it is possible to design a new game in ten minutes or less. Thus, navigating the cohesive subspace and arriving at an interesting game in a short amount of time is key to a fluidic game.

## 2.2 Let It Snow

Let It Snow is the first game from the MetaMakers Institute and available for iOS. The game, which is a regular game (not a fluidic game), was developed using Cillr, our in-house tool to navigate the Gamika design space. It was entirely designed on a mobile device; after the design phase, it was exported from Cillr and polished to be publicly released in Apple's App Store in under two weeks of development. Although superficially a casual game requiring simple tap and swipe interactions, it is designed as an easy to play but hard to master game requiring the player to discover and employ different strategies.




Figure 1. Let It Snow game interface showing the score of the player in the top left and the elapsed time in the top right.

The rules are very simple, but getting good at it takes some effort. Additionally, if the players want to do well in a particular game, they require both high concentration for the duration of the game and some degree of luck, due to random spawning of game elements and emergent properties of the physics simulation making each game different. In Figure 1 you can see the main screen of the game.

The game rules are as follows. Snow and rain pour down from the top of the screen (as white and blue balls respectively). When four or more white balls cluster together, they burst, and the player gains a point for each in the cluster. Each white ball that explodes is replaced by a new one spawned at the top, with a maximum of 20 on screen

at any one time. Likewise with blue balls, except the player loses a point for each that explodes. Players can interact with the game by tapping blue balls to explode them, losing one point in doing so.

While the game rules are straightforward, we have found it to be difficult and require puzzle-solving strategies as well as quick reactions. There is a grid structure which collates the balls into bins, and the best way to play the game involves trapping the blue balls in groups of twos and threes at the bottom, while the whites are exposed and are continually refreshed through cluster explosions. Occasionally, when all blues are trapped in small clusters, only whites will spawn, which is akin to snowing (hence the games name) and is a particularly pleasing moment to aim for.

After having released Let It Snow, we expanded the design space to offer players a way to explore parts of the Gamika design space around Let It Snow. To do so, we exposed parameters to user modification, opening up a controlled subspace around Let It Snow without venturing too far from this anchor point. Focusing in this way offers the player the possibility to not only create entirely new games, but also to alter and modify Let It Snow, making it harder or easier as they see fit. This controlled exploration of the space around Let It Snow should lower the cognitive load compared to allowing free-form design within the full Gamika design space, as the games within the subspace all share a large set of commonalities.

## 2.3 Wevva

Again using Cillr to navigate the full Gamika space, we produced three variations of Let It Snow called Rain Rain, Jack Frost and Slush Slush, each requiring different tactics and skills.

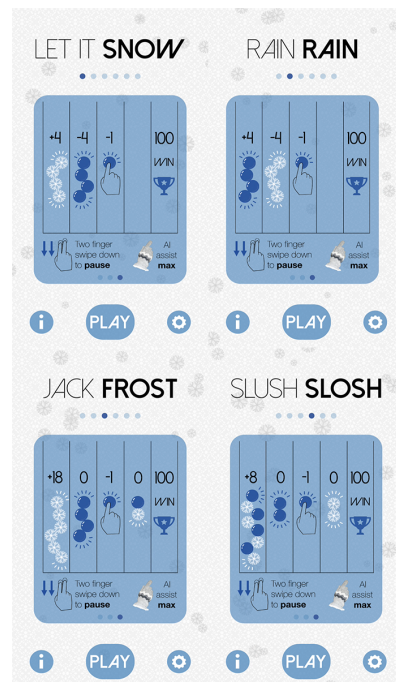
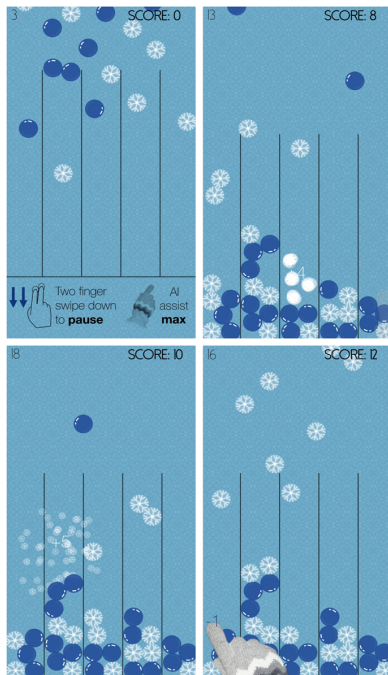


Figure 2. The Wevva interface showing the different rules of all four included games which form the foundation of the game space.

Those four games populated the initial subspace forming the base of our fluidic game. They will be released as part of our iOS game entitled Wevva (Figure 2). This app further includes two aspects that

are not common in casual games: (a) an AI player for each game that can assist novice players, and (b) a design screen enabling players to navigate to game variants within the fluidic subspace in a semi-random way, and tweak them to get balanced variations. This is more extensive than a level-design screen (which is somewhat more common in existing games), as not only the physical layout of levels can be changed, but the various game rules and mechanics, including aspects such as physics and scoring.

The AI player is tuned differently for all four games and appears on-screen as a gloved hand to support the player by tapping balls which would reduce the score in the individual game (Figure 3, bottom right). With full support of the AI player, players can concentrate on higher level strategies, resulting in a reduced difficulty of the game as the player do not need to switch their focus. To offer a more rewarding and demanding gameplay the app provides a slider to change the level of AI assistance. At 50%, the support should feel like having an in-game partner helping out. At 0%, the game plays quite different, as the AI player is not helping any more. At this setting, the player has to continuously switch between stopping clusters of unwanted balls from forming and also pursuing a high-level strategy and connecting scoring clusters; this is also the hardest way to play the four included games without making other adjustments such as increasing the speed.



**Figure 3.** The *Wevva* interface showing the different rules of all four included games which form the foundation of the game space.

The design screen (Figure 4 top left) exposes the following nine facets of the game design space to the player: (a) the cluster sizes at which balls explode, (b) the scores attached to clusters exploding and the player tapping, (c) the ball sizes, (d) the allowed maximum number of balls of each type, (e) the grid design, (f) physical properties of the environment, namely bounciness and noise, (g) spawning regions for both ball types, (h) scoring regions for balls exiting the screen, and (i) what happens when the player taps the balls – both actions and scoring consequences. In Figure 4 in the top right, the



**Figure 4.** *Wevva* design interface

score panel for the previous facet (a) is shown and in the bottom left the grid choices, to illustrate the depth of the design space. There is a random generation button which will set these parameters in a varied way, but designed so that the clustering explosion are balanced in terms of their expected impact on the score. We achieved this by running online simulations of novice players and recording the number of times that clusters of each size and type occurred. Initial experiments with the design screen have indicated that the space exposed by the above parameters, while vast, does not contain hugely varied game types, hence the space seems manageable. However, we have used it to make games which differ substantially from the four preset games, e.g., involving juggling balls, or trapping and tapping them, etc.

### 3 GAME JAMS, DESIGN SESSIONS AND OPEN CHALLENGES

While expanding upon the initial Let It Snow app to a coherent fluidic game, we conducted a number of internal brainstorming and design sessions. During those sessions, we discussed which aspects of the subspace would be of more interest to users. During this process, we also focused on the ability to create games quickly. With a coherent design subspace, we could limit the number of parameters exposed to players which reduce the design time of new games significantly. Because *Wevva* focuses on users who are not necessarily in an office or at home, it must be possible to quickly design games.

Having designed the initial version of the app through in-house playtesting, we conducted a first external user test with 65 members of Girlguiding Cornwall's Brownie programme (girls aged 5-9), who visited Falmouth University as part of a larger Girls Can Code event on 18th February 2017. We conducted two sessions, with 35 users in the first and 30 in the second, with groups of 2 to 3 children sharing an iPad. The first part was consisted of a conventional playtest, where

we demonstrated *Let It Snow* and the other three included games to give them a starting point. As a next step, we asked them to play those games for about ten minutes. Subsequently, we introduced them to the design interface and gave them about an hour to explore the design space and design their own games and share them with other participants. It is worth noting that the app was not designed with young children as the target audience. However, we found that the girls had no problem using the app and they navigated the game space without having to read or understand complex instructions.

The playtest of the four built-in games produced largely negative results. These games are puzzle-oriented, requiring the player to be patient and come up with a winning strategy; but here, very few were able to discover a winning strategy. On the other hand, the design experience was more successful. Observations during those two sessions showed that the participants had no problems navigating and using the app and were able to navigate the fluidic design game. We are currently evaluating the gathered data, but a first result is that all participants were able to design their own games using the app. Most of those games were focused on simpler mechanics such as rapid tapping or using the controller to remove balls from the screen quickly. Still, bearing in mind that the participants were very young, we believe that these initial results demonstrate how easy to use the app is, and the low barriers to entry.

We conducted two further game jams with 40 members of Girlguiding Cornwall's Guides programme (i.e., girls aged 10-14), who visited Falmouth University on 23rd February 2017 as part of a larger Girls Can Code event. We repeated the same structure as in the first game jams, starting with an introduction to the four included games and a ten-minute game playing session to familiarise them with the game, its controls and mechanics. In contrast to the younger participants from the first two sessions, the participants in these sessions spent more time playing the four included games. They also approached them more closely to our expectations, probing and trying out different strategies. They were then given an introduction to the design space, and, as with the first group, given the possibility to explore the design space by creating and sharing their own games. Initial observations showed that the designed games sometimes still focused on fast tapping game mechanics, but we also saw a wider range of games which required more sophisticated strategies. Thus, more advanced games were developed. The older participants also focused on games which could not be beaten instantly and ventured further into the fluidic design space.

Following this set of four user test sessions, we adjusted menu structures and support texts in response to observations of where players had difficulty, and comments they made on a feedback form. We also found bugs within the app which we were unaware of. Due to the complex nature of the design space and the way a designer can approach the same point in the game space from different angles, it is quite difficult to conduct bullet proof tests. Thus, user testing sessions not only give meaningful feedback about the game, but also help identify less obvious issues.

### 3.1 Open Challenges

When the initial app *Let It Snow* was released, it came without an AI support system embedded to aid the user. The game does look like a typical casual game but requires a lot of focus and determination to achieve mastery. The requirement was by design but makes it hard for new users to understand the game mechanics or keep motivated to play the game. With the new fluidic game *Wevva*, we shipped a different AI support system for each of the four original games. The

AI can be adjusted by scaling the support from not helping the user at all to near perfect help. The AI was included for two purposes. Firstly, to reduce the number of quick reflex-like actions the players have to perform, so they are put in charge of controlling the difficulty. Secondly, to help the generator play and test new games while it is exploring the space to see if those games are playable.

During our game jams with the younger participants, we observed that, since they did not fully understand the hidden game mechanics, the AI system was misunderstood. The participants believed that the AI was not aiding but playing against the user, since its immediate effect was to explode bubbles that caused a loss of a point. This led to some initial frustration. With the older participants, the AI assistant's behaviour was better understood. Overall, we found that the AI support needs to introduce its intention in some way to the user to be correctly conceptualised.

The second purpose of the AI, to aid the generator, proved to be more difficult and is still an open challenge. The game space of our fluidic game is coherent and less open than the full *Gamika* space but still requires the AI to employ different techniques and sometimes employ unconventional strategies. As the AI has to run within the requirements of the mobile device, classical learning approaches such as neural networks or large scale simulation are harder to employ. We are currently investigating more general AI player approaches or offering an interface so that players can develop automated players.

## 4 CONCLUSIONS

We presented our approach for exploring coherent game spaces to achieve a new type of mobile application, namely fluidic games, in which players can not only play included games, but modify them and design wholly new games nearby in the design space. We describe our approach and the process of carving out the suitable subspace around a specific initial game, *Let It Snow*, to reach the first fluidic game, *Wevva*. We also describe our design approach, integrating participants through game jams, and discussed open challenges for fluidic games such as player support, and AI players for traversing the game space. We believe that fluidic games offer enormous potential to open up game design to large numbers of people, and also to highlight many interesting research challenges.

## ACKNOWLEDGEMENTS

This work is funded by EC FP7 grant 621403 (ERA Chair: Games Research Opportunities). We are very grateful for the feedback provided by our alpha/beta testers.

## REFERENCES

- [1] Simon Colton and Geraint Wiggins, 'Computational Creativity: The final frontier?', in *Proc. European Conference on Artificial Intelligence*, (2012).
- [2] Kate Compton and Michael Mateas, 'Casual creators', in *Proc. International Conference on Computational Creativity*, (2015).
- [3] Swen E. Gaudl, Simon Davies, and Joanna J. Bryson, 'Behaviour oriented design for real-time-strategy games.', in *Proc. Conference on the Foundations of Digital Games*, pp. 198–205, (2013).
- [4] Mark J. Nelson, Simon Colton, Edward J. Powley, Swen E. Gaudl, Peter Ivey, Rob Saunders, Blanca Pérez Ferrer, and Michael Cook, 'Mixed-initiative approaches to on-device mobile game design', in *Proc. CHI 2017 Workshop on Mixed-Initiative Creative Interfaces*, (2017).
- [5] Edward J. Powley, Swen Gaudl, Simon Colton, Mark J. Nelson, Rob Saunders, and Michael Cook, 'Automated tweaking of levels for casual creation of mobile games', in *Proc. 2nd Computational Creativity and Games Workshop*, (2016).